

# AusNet Services Electric Vehicle Survey 2018

Customer survey run in November 2018 to understand charging behaviour of real-world EV owners.

AusNet Services received a total of 27 responses, predominantly from Tesla owners.

## Charging trends

- All single-phase charging
- Predominantly during off-peak times

## Diversity in charging behaviour

- On balance drivers found to charge every 3 days
- Patterns may change as ownership moves from early adopter to mainstream

Depending on charging behaviour, the impact on network peak demand can either be minimal or very large. AusNet Services are working on initiatives to support the transition to electric mobility.

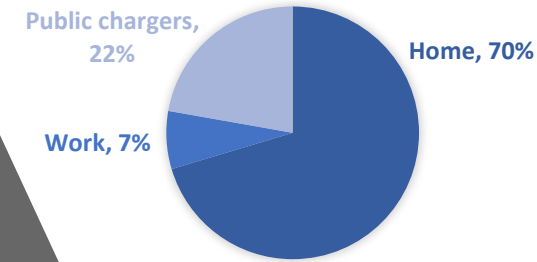


**7kW:** Currently the most common home charger installation

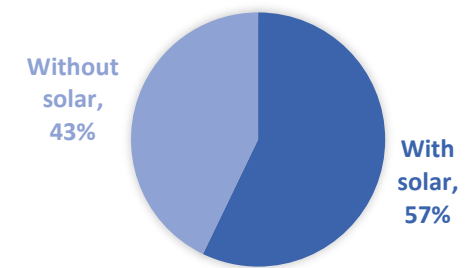


**2kW:** Peak demand per household, averaged out across the network

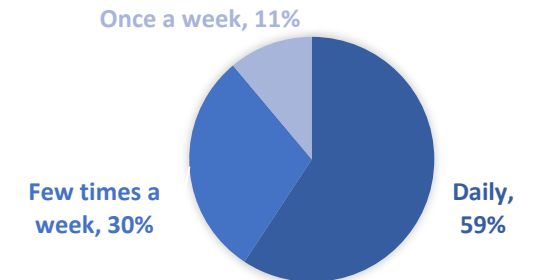
### CHARGING LOCATION



### PV OWNERSHIP



### CHARGING FREQUENCY



### CHARGING TIMES

